



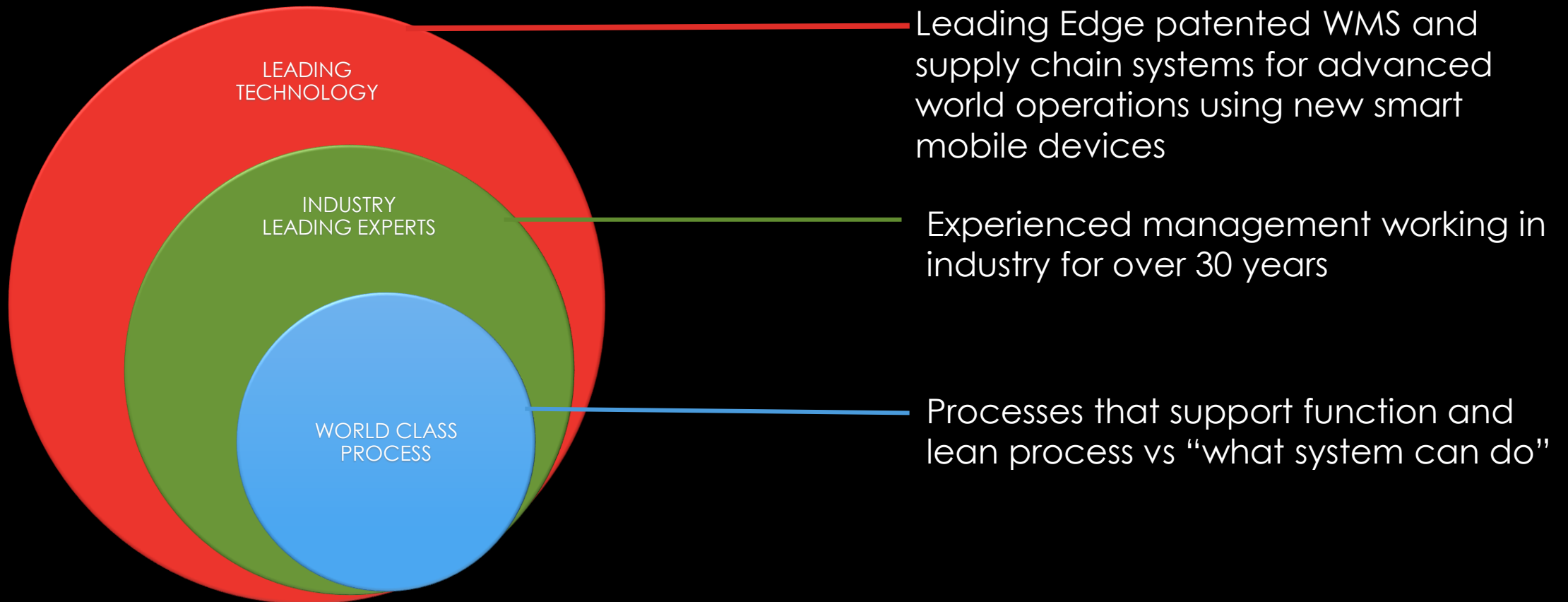
**LEAN SUPPLY
SOLUTIONS INC.**

WHO WE ARE

- Lean Supply Solutions is a provider of solutions for most complex supply chains around the world.
- We excel in innovative solutions to address today's Omnichannel fulfillment challenges
- Using unique blend of lean processes, leading edge IT systems and application of world class quality systems, we provide quantifiable value for our clients.



LSS FOUNDATIONAL PRINCIPLES



CAPABILITIES

CONTRACT LOGISTICS



VALUE ADDED SERVICES



4PL & CONSULTING SERVICES



SUPPLY CHAIN TECHNOLOGY



CAPABILITIES

CONTRACT LOGISTICS

- - Distribution and Cross Dock Operations
- - Pick & Pack, Omnichannel Fulfillment
- - VMI Programs
- - e-Commerce solutions
- - Return Programs & Reverse Logistics
- - Line Side Delivery
- - KanBan Programs
- - Returnable tote programs
- - Postponement programs

VALUE ADDED SERVICES



4PL & CONSULTING SERVICES



SUPPLY CHAIN TECHNOLOGY



CAPABILITIES

CONTRACT LOGISTICS



VALUE ADDED SERVICES

- - Containment, Screening, Inspection
- - Sub-Assemblies & Manufacturing
- - Sequencing
- - Kitting
- - Repackaging
- - Transportation services to major retailers
- - Drayage services in Vancouver and Toronto to our local facilities

4PL & CONSULTING SERVICES



SUPPLY CHAIN TECHNOLOGY



CAPABILITIES

CONTRACT LOGISTICS



VALUE ADDED SERVICES



CONSULTING SERVICES

- Supply Chain visibility
- Demand Planning
- Development and Management of supply chain providers
- Continuous Improvement Programs
- Supplier Compliance Programs
- Cost reduction programs

SUPPLY CHAIN TECHNOLOGY



CAPABILITIES

CONTRACT LOGISTICS



MANUFACTURING SUPPORT



4PL & CONSULTING SERVICES



SUPPLY CHAIN TECHNOLOGY

- Enablement with next gen WMS systems
- Enhanced efficiencies with cloud based ERP
- Real-time cloud based visibility of your supply chain
- Collaborative custom supply chain applications
- Cost effective RFID solutions
- EDI Van and community B2B services
- Supply chain IT consulting, auditing & development

FACILITIES



CANADA – Toronto, ON
4 Facilities
400,000 sq ft



USA – California
3 Facilities
700,000 sq ft



CANADA – Vancouver , BC
1 Facility
35,000 sq ft



USA – Atlanta, GA
1 Facility
300,000 sq ft



Europe – Liverpool , UK
1 Facility
60,000 sq ft




USA – New Jersey, NJ
1 Facility
180,000 sq ft

FULFILLMENT TO RETAIL (B2B)



FULFILLMENT TO DIRECT CUSTOMERS (B2C)



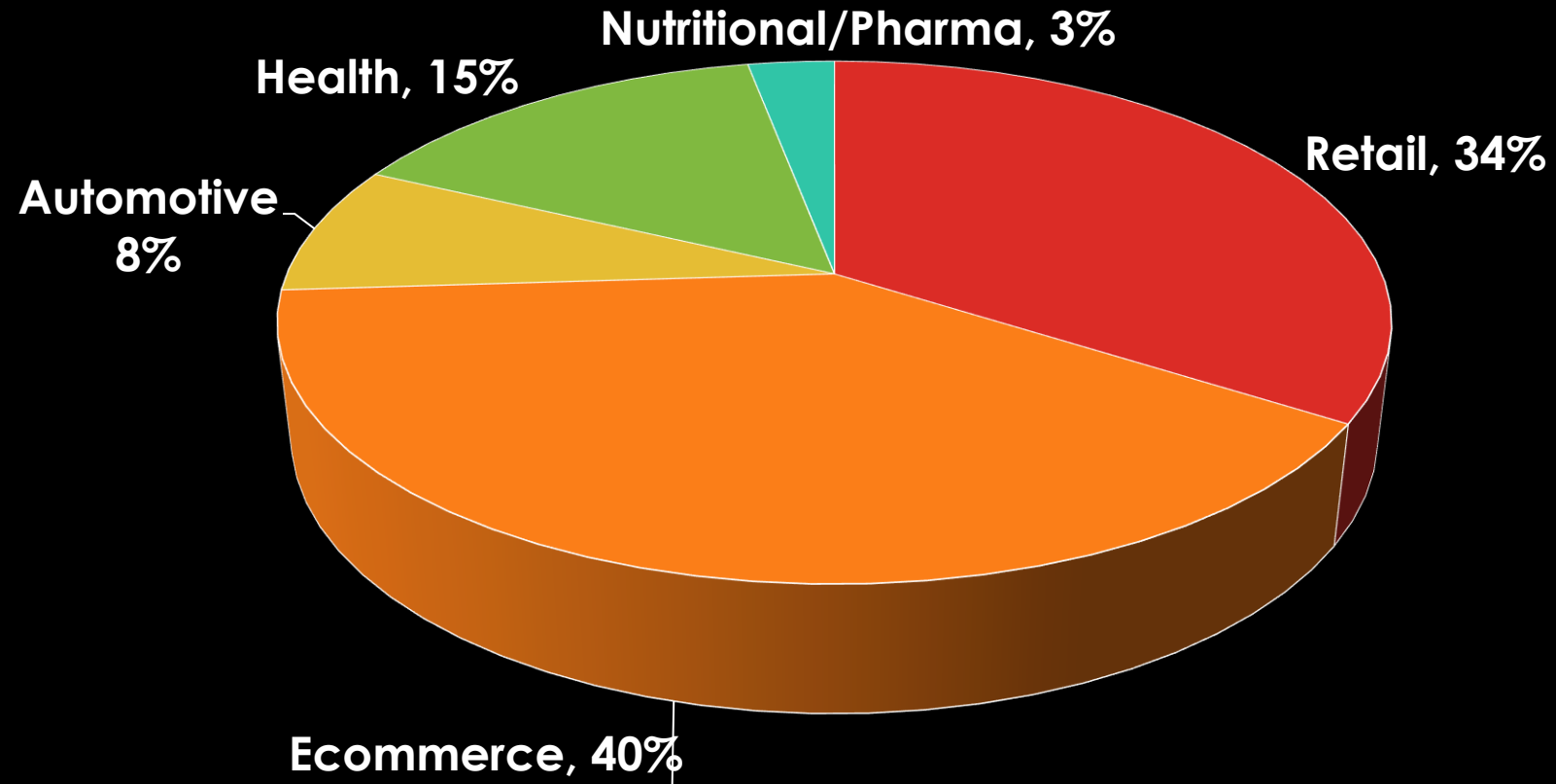
INTEGRATED WITH MAJOR COURIER COMPANIES



INTEGRATED WITH MAJOR LTL COMPANIES



INDUSTRY SECTORS SERVICED



HARMONY FEATURES

- WMS functions on Mobile
 - Inventory tracking by SKU, Lot, Date Code, Serial Number
 - Multi-Zone Location
 - Pick and Pack pick list and Shipping
 - Utilize Bar Code and RFID
- KPI Dashboards
- Client Visibility Portal
- Integrated label printing
- Error proofing data entry



HARMONY: OPERATIONAL FLEXIBILITY

- Operate on-line and off-line
- Use built-in camera or Bluetooth enabled bar code scanner.
- Adjust process for each warehouse move specific to a “Client”. Capture client specific nuances to the receiving, reporting, matching and shipping processes.
- Personnel is guided through series of “steps” to complete the process.



The screenshot shows a mobile application interface with a 'Personal Hotspot: 1 Connection' status bar. Below this, there is a 'Current BPM step' section. It includes a 'Process Step Status:' field with a dropdown menu showing 'Step to be Performed'. Below this is a 'Process Step Description:' field with a text input area containing 'Pre Print Labels'. At the bottom of this section are two buttons: 'Done' (yellow) and 'Close' (red). Below the 'Current BPM step' section are three buttons: 'Next Step' (green), 'Header' (yellow), and 'Billing' (yellow).

CLIENT VISIBILITY 4PL PORTAL

Harmony platform features a client visibility component that presents all supply chain information in real-time: Harmony 4PL information accessible through the 4PL portal include:


- Inbound shipments
- Current Inventory stock information
- SKU information and detail history of inventory movements
- Order Status
- Demand Analysis
- VMI Status
- Replenishment Analysis
- Collaboration



The screenshot shows the 'Inventory Analysis' table. The table has the following columns: Region, On Hand, Inventory, Inbound, Outbound, Status, and Reorder Point. The data is as follows:

Region	On Hand	Inventory	Inbound	Outbound	Status	Reorder Point
PAK-CHD	100	0	0	No demand	Excess	
PAK-CHD	100	0	0	No demand	Excess	
PAK-CHD	0	0	0	0	OK	
INDIA	0	0	0	No demand	Excess	
INDIA	0	0	0	0	OK	
INDIA	0	0	0	0	OK	
INDIA	0	0	0	0	OK	

SUPPLY CHAIN FLOW



WHY LEAN

**30 years of
experience**
supporting global
supply chains

**Leading
Edge Tech**

**Innovative
approach**
and application
in operations and
lean
methodologies

**Real Time
Visibility**

**Lean &
Agile**

**Global
Experience**

CONTACT US

HEADQUARTERS

LEAN SUPPLY SOLUTIONS, INC.

3130 Caravelle Drive

Mississauga, ON, L4V 1K9 Canada

T: 866-924-5777 F: 289-427-5658

E: info@leansupplysolutions.com